

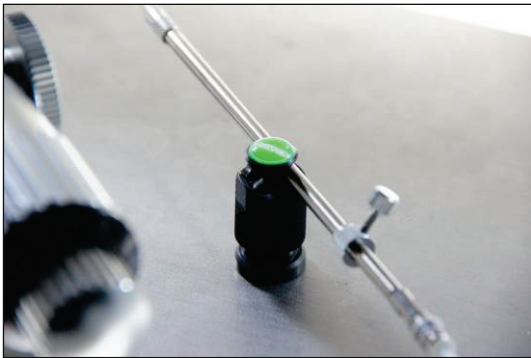
## Useful Accessories for Injection Holder - Part 2

As a follow-up to the Web News No.050 dealing with the Pipette Holder Keeper HIK-3 / HIK-4, this issue previews the newly-released Pipette Holder Clamper HIK-5; a younger sibling of HIK-3 / HIK-4.

### HIK-5 Pipette Holder Clamper

#### Where do you keep a pipette holder when not in use?



The HIK-5, a newly-released pipette holder clamper, allows you to keep the pipette holder in the desired location while not in use. You can conveniently attach or detach the pipette holder with the ease of one hand.



In common with the well-received HIK-3/-4, the HIK-5 features useful basic functions such as prevention of roll-over of the pipette holder or breakage of the pipette tip caused by kinks or twists in the tubing, or prevention of leakage of the injector oil due to the downward-pointing pipette holder.

As an added new feature, the HIK-5 permits attachment of the pipette holder from either side, whichever is easier to handle the tubing.

Unlike the screw-held HIK-3/-4, the magnet-held HIK-5 can be attached to the supplied round metal plate which can be affixed in a desired position with double-faced adhesive tape, or it can be attached directly to any magnetic surface.




You can choose from among eight different labels to be affixed on top of the clamper, which can serve as markers for INJ side/HOLD side, etc.

HIK-5 : Holder Clamper



**Choose your favorite labels**

Sample image



The HIK-5 Pipette Holder Clamper is recommended as a means of keeping the injection environment clean as well as improving usability.

If you have any questions or need further information, please contact us.

Narishige Group Website

URL: <http://narishige-group.com>